

## 컴퓨터 네트워크 보호용



▲ SHD-RJ45(L)

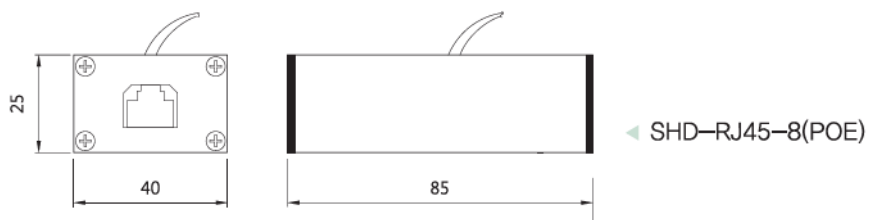
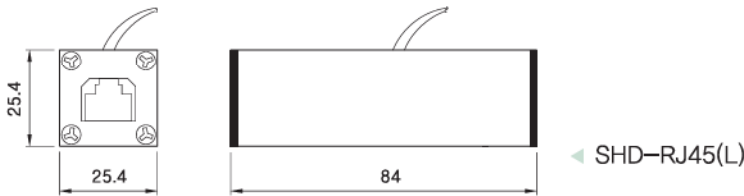


▲ SHD-RJ45-8(POE)

### 기술 데이터

제품		COMPUTER NETWORK	
전기적 특성		SHD-RJ45(L)	SHD-RJ45-8(POE)
보호 쌍의 개수		2 Pairs(1/2, 3/6)	4 Pairs(1/2, 3/6, 4/5, 7/8)
정격 동작 전압	Un	24V	48V
최대 연속 사용 전압	Uc	28,8V	50V
25 °C에서의 정격 동작 전류	IL	0.5A	1A
서지용량		20kA	10kA
전압 보호 레벨	Up	≤100V	≤300V
전송 속도	Vs	155Mbps	(250MHz (Class E))
연결 단자		RJ-45	
동작 시간	tA	<1ns	
기계적 특성			
온도 범위		-40°C~+80°C	
보호 등급		IP20	
설치		Bracket	Bracket
외함		Aluminum	Aluminum



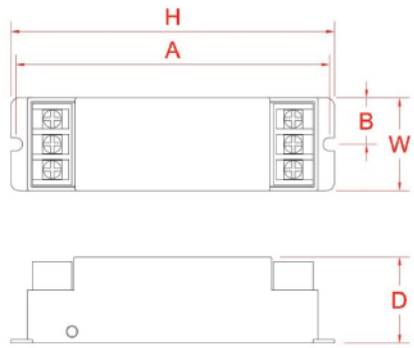
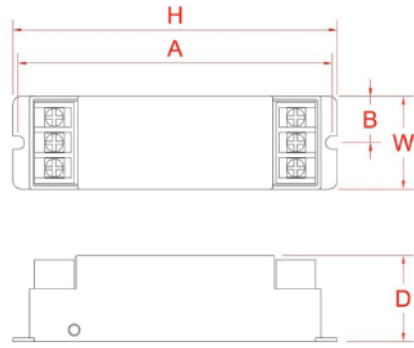
### Dimension / Internal configuration



# 서지보호장치 (통신용)

## 제품 사양





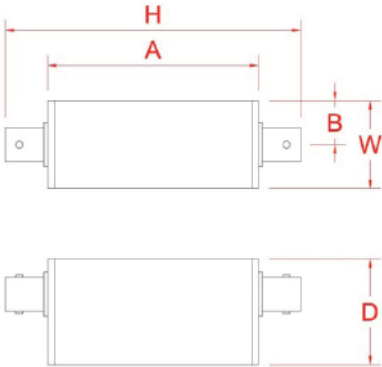
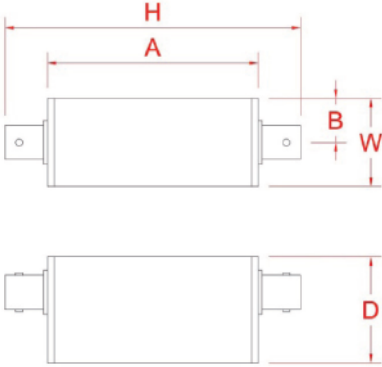
모델명	JDL	JTL																				
제품 사진																						
단자 형태	Screw Terminal Block	Screw Terminal Block																				
최대연속사용전압	DC 24 V	DC 200 V																				
공칭방전전류	C2, 10 kV/5 kA	C2, 10 kV/5 kA																				
전압보호레벨	0.1 kV	0.4 kV																				
보호모드	X1-C, X2-C, X1-X2	X1-C, X2-C, X1-X2																				
삽입손실	<3 dB (@1 KHz ~ 1.6 MHz)	<3 dB (@1 KHz ~ 1 MHz)																				
연결방식	직렬연결 (2포트)	직렬연결 (2포트)																				
외함재질	철재 1.0 T (Steel)	철재 1.0 T (Steel)																				
인증	CB인증, 형식시험	CB인증, 형식시험																				
외형치수	 <table border="1" data-bbox="411 1624 869 1702"> <thead> <tr> <th>W</th> <th>H</th> <th>D</th> <th>A</th> <th>B</th> </tr> </thead> <tbody> <tr> <td>28 mm</td> <td>98 mm</td> <td>26 mm</td> <td>95 mm</td> <td>14 mm</td> </tr> </tbody> </table>	W	H	D	A	B	28 mm	98 mm	26 mm	95 mm	14 mm	 <table border="1" data-bbox="917 1624 1380 1702"> <thead> <tr> <th>W</th> <th>H</th> <th>D</th> <th>A</th> <th>B</th> </tr> </thead> <tbody> <tr> <td>28 mm</td> <td>98 mm</td> <td>26 mm</td> <td>95 mm</td> <td>14 mm</td> </tr> </tbody> </table>	W	H	D	A	B	28 mm	98 mm	26 mm	95 mm	14 mm
W	H	D	A	B																		
28 mm	98 mm	26 mm	95 mm	14 mm																		
W	H	D	A	B																		
28 mm	98 mm	26 mm	95 mm	14 mm																		

POWER QUALITY  
SURGE PROTECTION  
GROUNDING SYSTEM  
LIGHTNING PROTECTION  
지명원  
납품실적

## 서지보호장치 (영상용)

### 제품 사양



모델명	JCL-Series	JCL-A																				
제품사진																						
단자형태	BNC Female, F Female	BNC Female, F Female																				
최대연속사용전압	DC 24 V	DC 200 V																				
공칭방전전류	D1, 1 kV / 0.5 kA C2, 10 kV / 5 kA	D1, 1 kV / 0.5 kA C2, 10 kV / 5 kA																				
전압보호레벨	0.4 kV	1.0 kV																				
보호모드	X-C	X-C																				
삽입손실	<3dB (@1 KHz ~ 28 MHz)	<3 dB (@1 KHz ~ 720 MHz)																				
연결방식	직렬연결 (2포트)	직렬연결 (2포트)																				
외함재질	알루미늄 2.0 T (AL)	알루미늄 2.0 T (AL)																				
인증	CB 인증, 형식시험	CB 인증, 형식시험																				
외형치수	 <table border="1" data-bbox="448 1644 903 1720"> <thead> <tr> <th>W</th> <th>H</th> <th>D</th> <th>A</th> <th>B</th> </tr> </thead> <tbody> <tr> <td>25 mm</td> <td>84 mm</td> <td>30 mm</td> <td>60 mm</td> <td>12.5 mm</td> </tr> </tbody> </table>	W	H	D	A	B	25 mm	84 mm	30 mm	60 mm	12.5 mm	 <table border="1" data-bbox="959 1644 1414 1720"> <thead> <tr> <th>W</th> <th>H</th> <th>D</th> <th>A</th> <th>B</th> </tr> </thead> <tbody> <tr> <td>25 mm</td> <td>84 mm</td> <td>30 mm</td> <td>60 mm</td> <td>12.5 mm</td> </tr> </tbody> </table>	W	H	D	A	B	25 mm	84 mm	30 mm	60 mm	12.5 mm
W	H	D	A	B																		
25 mm	84 mm	30 mm	60 mm	12.5 mm																		
W	H	D	A	B																		
25 mm	84 mm	30 mm	60 mm	12.5 mm																		